Dare to Dive into Data

NCTM 2017 Annual Meeting

Susan Troutman
Director of Secondary Programs
Rice University School Mathematics Project
troutman@rice.edu

Carolyn L. White
Director of Elementary Programs
Rice University School Mathematics Project
clwhite@rice.edu

1. Investigating Measures of Center and Measures of Spread with Linker Cubes

2. Mathematics Vocabulary
   http://www.readingrockets.org/content/pdfs/MathWordWall.pdf
   http://www.ncesd.org/site/default.aspx?PageID=983

3. Mean, Median, Mode – song
   https://www.youtube.com/watch?v=oNdVynH6hcY

4. Foldable on Measures of Spread and Measures of Center

5. What a Deal!

6. Estimating Heights of Celebrities – Scatterplots

7. Investigating Data of Major League Baseball Pitchers – Dot Plots, Box Plots
   http://www.espn.com/mlb/players

Handouts available electronically at **https://rusmp.rice.edu/**

Median

Lower Quartile or Q1

Upper Quartile or Q3

Minimum

Maximum

Measures of Center	Mean
	Median
	Mode
Measures of Spread	Range
	Interquartile Range (IQR)

Think: _____

To find the **mean**:

1. _____all values.
2. _____by the number of values.

Think: _____

To find the **median**:

1. Put the data set in _____ from least to greatest.
2. Mark off the greatest and least values, starting from the edges until you reach the _____.
3. If there are two middle values, add them together and _____ by two.

Think: _____

To find the **mode**:

1. Put data set in _____ from least to greatest.
2. Find the number that appears the _____.
3. There may be _____ mode, _____ _____ one mode, or there may be _____ mode.

Think: _____

To find the **range**:

1. Put the data set in _____ from least to greatest.
2. _____ the least value from the greatest value.

Think: _____

To find the **Interquartile Range (IQR)**:

1. Put data set in _____ from least to greatest.
2. Find the medians of the _____ half (Q1) and the _____ half (Q3) of the data.
3. _____ quartile one (Q1) from quartile three (Q3).

6, 8, 11, 13, 20, 23 23 – 6 = **17**	Describes the middle value of a data set
Describes the spread of the middle half of the data set	**8, 11, 12, 18, 18, 20** **18**
17, 20, 14, 18, 16 17+20+14+18+16 = 85 85 ÷ 5 = **17**	Describes the general spread of the data
Describes the most frequent value of a data set	**2,4,5,7,8,9,10,12,15,16,18** **Lower Quartile (Q1) = 5** **Median = 9** **Upper Quartile (Q3) = 15** **15 – 5 = 10** **Q3 – Q1**
7, 11, 13, 14, 16, 17, 50 7, 11, 13, **14**, 16, 17, 50 or **3, 4, 8, 9** (4+8) ÷ 2 = **6**	Describes the average value of a data set

6, 8, 11, 13, 20, 23 23 – 6 = **17**	Describes the middle value of a data set
Describes the spread of the middle half of the data set	**8, 11, 12, 18, 18, 20** **18**
17, 20, 14, 18, 16 17+20+14+18+16 = 85 85 ÷ 5 = **17**	Describes the general spread of the data
Describes the most frequent value of a data set	**2,4,5,7,8,9,10,12,15,16,18** **Lower Quartile (Q1) = 5** **Median = 9** **Upper Quartile (Q3) = 15** **15 – 5 = 10** **Q3 – Q1**
7, 11, 13, 14, 16, 17, 50 7, 11, 13, **14**, 16, 17, 50 or **3, 4, 8, 9** (4+8) ÷ 2 = **6**	Describes the average value of a data set

What a Deal!

Materials: 1 deck of cards, score sheet, pencils

Number of players: 2 to 4

Value of cards:

A = 1 2 = 2 3 = 3 4 = 4 5 = 5 6 = 6 7 = 7
8 = 8 9 = 9 10 = 10 J = 11 Q = 12 K = 13

Directions:

1. The dealer shuffles the cards and deals 5 cards facedown to each player.
2. Players put down their cards and arrange them in order from the least value to the greatest value.
3. Players calculate and explain to their group how they determined the range, mode, median, and mean for their set of cards.
4. Players record scores on the score sheet. The players with the greatest values for each of the range, mode, median, and mean will circle those values and get one point for each value circled. In case of a tie, both players circle their values.
5. Repeat steps 1 - 4 for each round.
6. The winner is the player with the greatest number of points after all rounds.

Extensions: The dealer will add an additional card with each round. (Round 1 – 5 cards, round 2 – 6 cards, round 3 – 7 cards,…)

Example:

3	5	6	6	Q

Range = Q – 3
12 – 3 = 9

Median = 6
3 5 <u>6</u> 6 12

Mode = 6

Mean =
3 + 5 + 6 + 6 + 12 = 32/5 = 6.4

Created by: Susan Troutman - Rice University School Mathematics Project

Score Sheet for <u>What a Deal!</u>

	Player 1	Player 2	Player 3	Player 4
Names of players				
Round 1	Range	Range	Range	Range
	Mode	Mode	Mode	Mode
	Median	Median	Median	Median
	Mean	Mean	Mean	Mean
Round 2	Range	Range	Range	Range
	Mode	Mode	Mode	Mode
	Median	Median	Median	Median
	Mean	Mean	Mean	Mean
Round 3	Range	Range	Range	Range
	Mode	Mode	Mode	Mode
	Median	Median	Median	Median
	Mean	Mean	Mean	Mean
Round 4	Range	Range	Range	Range
	Mode	Mode	Mode	Mode
	Median	Median	Median	Median
	Mean	Mean	Mean	Mean
Round 5	Range	Range	Range	Range
	Mode	Mode	Mode	Mode
	Median	Median	Median	Median
	Mean	Mean	Mean	Mean
TOTAL POINTS				

Created by: Susan Troutman - Rice University School Mathematics Project

Estimating Heights of Famous Celebrities

Work individually to estimate the heights of the people listed below.
If you do not know the person, just make a guess.

Famous Celebrity	Estimated Height in inches	Actual Height in inches	Write these numbers as an ordered pair
Beyoncé Knowles			
Jay Z			
Jennifer Lopez			
J. J. Watt			
Lady Gaga			
Michael Jordan			
Oprah Winfrey			
Selena Gomez			
Shaquille O'Neal			
Taylor Swift			

1. Use the data from the completed table to create a scatter plot. Use the estimated height as the label for the horizontal axis and the actual height as the label for the vertical axis.

2. For which celebrity was your estimate closest to the actual height?

3. For which celebrity did you have the greatest difference between your estimate and the actual height?

4. How well were you able to estimate the heights of the celebrities listed?

Heights of Famous Celebrities

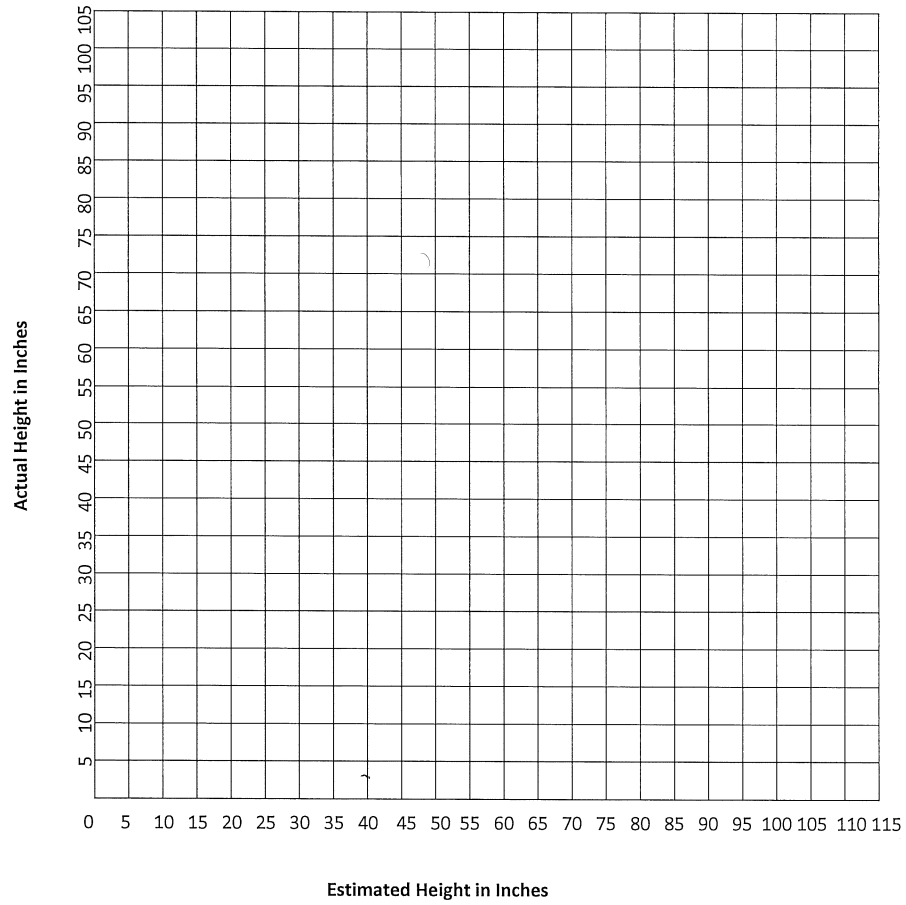

Ages of _____

Range_____

Mode_____

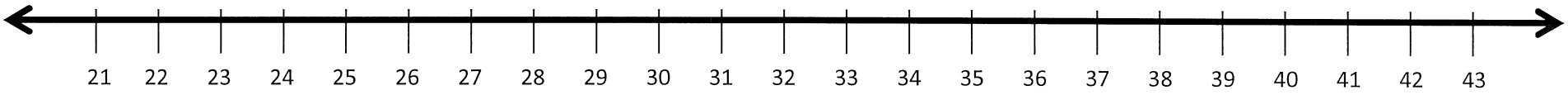

MIN_____ Q1_____ MEDIAN_____ Q3_____ MAX_____

Heights of _____

Range_____

Mode_____

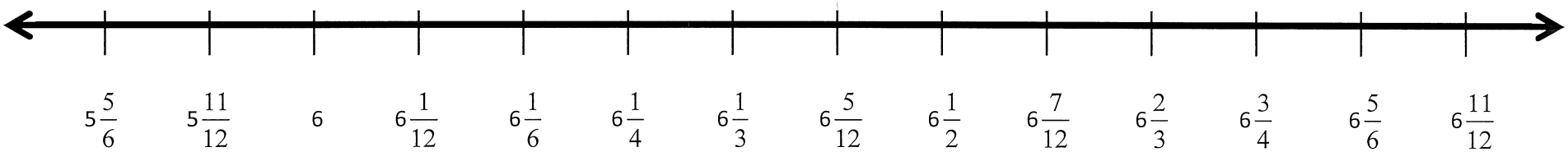

MIN_____ Q1_____ MEDIAN_____ Q3_____ MAX_____

Weights of _____

Range_____

Mode_____

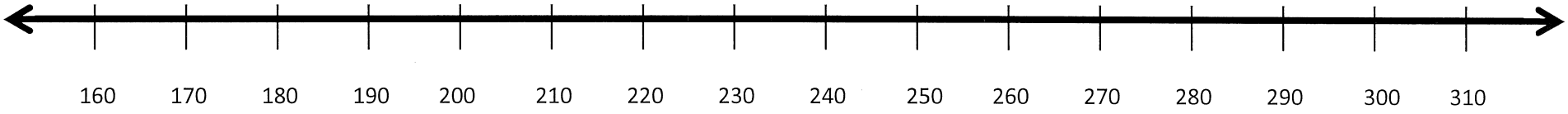

MIN_____ Q1_____ MEDIAN_____ Q3_____ MAX_____

Atlanta Braves Roster

Roster | Lineup | Salaries

PITCHERS

NO.	NAME	POS	BAT	THW	AGE	HT	WT	BIRTH PLACE
63	Jesse Biddle	SP	L	L	25	6-5	235	Philadelphia, PA
36	Aaron Blair	SP	R	R	24	6-5	240	Las Vegas, NV
56	Mauricio Cabrera	RP	R	R	23	6-3	225	Las Matas de Farfan, Dominican Republic
55	Josh Collmenter	RP	R	R	31	6-4	245	Marshall, MI
40	Bartolo Colon	SP	R	R	43	5-11	280	Altamira, Dominican Republic
19	R.A. Dickey	SP	R	R	42	6-3	215	Nashville, TN
26	Mike Foltynewicz	SP	R	R	25	6-4	200	Sterling, IL
66	Max Fried	SP	L	L	23	6-4	185	Santa Monica, CA
54	Jaime Garcia	SP	L	L	30	6-2	200	Reynosa, Mexico
61	Jason Hursh	RP	R	R	25	6-2	210	Dallas, TX
70	Luke Jackson	SP	R	R	25	6-2	210	Southwest Ranches, FL
53	Jim Johnson	RP	R	R	33	6-6	250	Johnson City, NY
46	Ian Krol	RP	L	L	25	6-1	210	Hinsdale, IL
68	Jacob Lindgren DL60	RP	L	L	23	5-11	205	Biloxi, MS
62	Akeel Morris	RP	R	R	24	6-1	190	St. Thomas, Virgin Islands
52	Jose Ramirez	RP	R	R	27	6-1	215	Yaguate, Dominican Republic
69	Armando Rivero	RP	R	R	29	6-4	190	Havana, Cuba
75	Paco Rodriguez	RP	L	L	25	6-3	220	Miami, FL
51	Chaz Roe	RP	R	R	30	6-6	200	Stuebenville, OH
65	Lucas Sims	RP	R	R	22	6-2	220	Lawrenceville, GA
49	Julio Teheran	SP	R	R	26	6-2	205	Cartagena, Colombia
38	Arodys Vizcaino	RP	R	R	26	6-0	230	Yaguate, Dominican Republic
58	Dan Winkler	RP	R	R	27	6-3	205	Effingham, IL
45	Matt Wisler	SP	R	R	24	6-3	205	Bryan, OH

Boston Red Sox Roster

Roster | Lineup | Salaries

PITCHERS

NO.	NAME	POS	BAT	THW	AGE	HT	WT	BIRTH PLACE
58	Fernando Abad	RP	L	L	31	6-1	220	La Romana, Dominican Republic
68	Matt Barnes	RP	R	R	26	6-4	210	Danbury, CT
51	Roenis Elias	RP	L	L	28	6-1	205	Guantanamo, Cuba
37	Heath Hembree	RP	R	R	28	6-4	210	Spartanburg, SC
61	Brian Johnson	SP	L	L	26	6-4	235	Lakeland, FL
56	Joe Kelly	RP	R	R	28	6-1	188	Anaheim, CA
46	Craig Kimbrel	RP	R	R	28	6-0	210	Huntsville, AL
72	Kyle Martin	RP	R	R	26	6-7	230	Austin, TX
60	Henry Owens	SP	L	L	24	6-6	220	Orange, CA
31	Drew Pomeranz	SP	R	L	28	6-6	240	Collierville, TN
22	Rick Porcello	SP	R	R	28	6-5	205	Morristown, NJ
24	David Price	SP	L	L	31	6-5	215	Murfreesboro, TN
66	Noe Ramirez	RP	R	R	27	6-3	205	Los Angeles, CA
52	Eduardo Rodriguez	SP	L	L	23	6-2	220	Valencia, Venezuela
28	Robbie Ross Jr.	RP	L	L	27	5-11	215	Lexington, KY
41	Chris Sale	SP	L	L	27	6-6	172	Lakeland, FL
63	Robby Scott	RP	B	L	27	6-3	235	Miami, FL
39	Carson Smith	RP	R	R	27	6-6	215	Midland, TX
47	Tyler Thornburg	SP	R	R	28	5-11	189	Houston, TX
99	Hector Velazquez	SP	R	R	28	6-0	180	--, Mexico
67	Brandon Workman	SP	R	R	28	6-5	235	Arlington, TX
35	Steven Wright	SP	R	R	32	6-2	215	Torrance, CA
78	Luis Ysla	RP	L	L	24	6-1	185	Carabodo, Venezuela

Chicago Cubs Roster

Roster | Lineup | Salaries

PITCHERS

NO.	NAME	POS	BAT	THW	AGE	HT	WT	BIRTH PLACE
37	Brett Anderson	SP	L	L	29	6-3	230	Midland, TX
49	Jake Arrieta	SP	R	R	31	6-4	225	Farmington, MO
36	Aaron Brooks	SP	R	R	26	6-4	225	Montclair, CA
43	Jake Buchanan	RP	R	R	27	6-0	223	Charlotte, NC
53	Eddie Butler	SP	B	R	25	6-2	180	Chesapeake, VA
71	Wade Davis	RP	R	R	31	6-5	225	Lake Wales, FL
32	Brian Duensing	RP	L	L	34	6-0	200	Marysville, KS
6	Carl Edwards	RP	R	R	25	6-3	170	Prosperity, SC
52	Justin Grimm	RP	R	R	28	6-3	210	Bristol, TN
28	Kyle Hendricks	SP	R	R	27	6-3	190	Newport Beach, CA
80	Pierce Johnson	RP	R	R	25	6-3	200	Denver, CO
41	John Lackey	SP	R	R	38	6-6	235	Abilene, TX
51	Jack Leathersich	RP	R	L	26	6-0	205	Beverly, MA
34	Jon Lester	SP	L	L	33	6-4	240	Tacoma, WA
24	Alec Mills	SP	R	R	25	6-4	205	Clarksville, TN
38	Mike Montgomery	RP	L	L	27	6-5	215	Mission Hills, CA
60	Felix Pena	RP	R	R	27	6-2	186	San Pedro De Macoris, Dominican Republic
56	Hector Rondon	RP	R	R	29	6-3	230	Guatire, Venezuela
76	Jose Rosario	RP	R	R	26	6-1	170	New York City, NY
62	Caleb Smith	RP	R	L	25	6-2	200	Huntsville, TX
46	Pedro Strop	RP	R	R	31	6-1	220	San Cristobal, Dominican Republic
19	Koji Uehara	RP	R	R	41	6-2	195	Neyagawa, Japan
74	Duane Underwood	SP	R	R	22	6-2	210	Raleigh, NC
29	Rob Zastryzny	RP	R	L	24	6-3	205	Edmonton, TX

Colorado Rockies Roster

Roster | Lineup | Salaries

PITCHERS

NO.	NAME	POS	BAT	THW	AGE	HT	WT	BIRTH PLACE
62	Yency Almonte	RP	B	R	22	6-3	205	Miami, FL
44	Tyler Anderson	SP	L	L	27	6-4	215	Las Vegas, NV
35	Chad Bettis	SP	R	R	27	6-1	215	Lubbock, TX
78	Shane Carle	SP	R	R	25	6-4	215	Santa Cruz, CA
46	Miguel Castro	RP	R	R	22	6-5	190	La Romana, Dominican Republic
32	Tyler Chatwood	SP	R	R	27	6-0	195	Fontana, CA
47	Jairo Diaz	RP	R	R	25	6-0	200	Puerto La Cruz, Venezuela
38	Mike Dunn	RP	L	L	31	6-0	215	Farmington, NM
54	Carlos Estevez	RP	R	R	24	6-6	210	Santo Domingo, Dominican Republic
64	Rayan Gonzalez	RP	R	R	26	6-3	190	Arecibo, Puerto Rico
55	Jon Gray	SP	R	R	25	6-4	245	Shawnee, OK
34	Jeff Hoffman	SP	R	R	24	6-5	220	Latham, NY
56	Greg Holland	RP	R	R	31	5-10	205	Marion, NC
60	Zach Jemiola	SP	L	R	22	6-3	210	Temecula, CA
24	Jordan Lyles	RP	R	R	26	6-4	230	Hartsville, SC
67	German Marquez	RP	R	R	22	6-1	210	San Felix, Venezuela
51	Jake McGee	RP	L	L	30	6-3	230	San Jose, CA
77	Sam Moll	RP	L	L	25	5-10	190	Lakeland, TN
30	Jason Motte	RP	R	R	34	6-0	230	Port Huron, MI
45	Scott Oberg	RP	R	R	26	6-2	200	Tewksbury, MA
--	Adam Ottavino	RP	B	R	31	6-5	240	New York, NY
50	Chad Qualls	RP	R	R	38	6-4	245	Lomita, CA
52	Chris Rusin	RP	L	L	30	6-2	195	Detroit, MI
71	Antonio Senzatela	SP	R	R	22	6-1	180	Valencia, Venezuela

Houston Astros Roster

Roster | Lineup | Salaries

PITCHERS

NO.	NAME	POS	BAT	THW	AGE	HT	WT	BIRTH PLACE
69	Kevin Chapman	RP	L	L	29	6-3	232	Coral Springs, FL
47	Chris Devenski	RP	R	R	26	6-3	209	Cerritos, CA
45	Michael Feliz	RP	R	R	23	6-4	238	Azua, Dominican Republic
54	Mike Fiers	SP	R	R	31	6-2	202	Hollywood, FL
53	Ken Giles	RP	R	R	26	6-2	205	Albuquerque, NM
44	Luke Gregerson	RP	L	R	32	6-3	210	Park Ridge, IL
64	Reymin Guduan	RP	L	L	24	6-4	210	San Pedro de Macoris, Dominican Republic
61	Jandel Gustave	RP	R	R	24	6-2	209	Pimentel, Dominican Republic
36	Will Harris	RP	R	R	32	6-4	249	Houston, TX
51	James Hoyt	RP	R	R	30	6-6	237	Boise, ID
60	Dallas Keuchel	SP	L	L	29	6-3	207	Tulsa, OK
43	Lance McCullers	SP	L	R	23	6-1	203	Tampa, FL
31	Collin McHugh	SP	R	R	29	6-2	192	Naperville, IN
50	Charlie Morton	SP	R	R	33	6-5	220	Flemington, NJ
59	Joe Musgrove	SP	R	R	24	6-5	268	El Cajon, CA
63	David Paulino	SP	R	R	23	6-5	222	Nizao, Dominican Republic
41	Brad Peacock	RP	R	R	29	6-1	208	Palm Beach, FL
62	Brady Rodgers	RP	R	R	26	6-2	210	Richmond, TX
29	Tony Sipp	RP	L	L	33	6-0	194	Pascagoula, MS
46	Ashur Tolliver	RP	L	L	29	6-0	170	Little Rock, AR

Kansas City Royals Roster

Roster | Lineup | Salaries

PITCHERS

NO.	NAME	POS	BAT	THW	AGE	HT	WT	BIRTH PLACE
54	Scott Alexander	RP	L	L	27	6-2	190	Windsor, CA
50	Miguel Almonte	RP	R	R	23	6-2	210	Santiago, Dominican Republic
41	Danny Duffy	SP	L	L	28	6-3	205	Goleta, CA
60	Andrew Edwards	RP	R	R	25	6-6	265	Gilbertsville, KY
33	Brian Flynn DL60	RP	L	L	26	6-7	250	Tulsa, OK
39	Jason Hammel	SP	R	R	34	6-6	225	Greenville, SC
40	Kelvin Herrera	RP	R	R	27	5-10	200	Tenares, Dominican Republic
65	Jake Junis	RP	R	R	24	6-2	225	Rock Falls, IL
55	Nathan Karns	SP	R	R	29	6-3	225	Franklin, PA
31	Ian Kennedy	SP	R	R	32	6-0	200	Huntington Beach, CA
61	Kevin McCarthy	RP	R	R	25	6-3	200	Rockville Center, NY
26	Mike Minor	SP	R	L	29	6-4	210	Chapel Hill, TN
48	Joakim Soria	RP	R	R	32	6-3	200	Monclova, Mexico
64	Matt Strahm	RP	R	L	25	6-3	185	West Fargo, ND
51	Jason Vargas	SP	L	L	34	6-0	215	Apple Valley, CA
34	Travis Wood	SP	R	L	30	5-11	175	Little Rock, AR
32	Chris Young	RP	R	R	37	6-10	250	Dallas, TX
45	Kyle Zimmer	SP	R	R	25	6-3	225	San Francisco, CA

New York Mets Roster

Roster | Lineup | Salaries

PITCHERS

NO.	NAME	POS	BAT	THW	AGE	HT	WT	BIRTH PLACE
39	Jerry Blevins	RP	L	L	33	6-6	190	Johnson City, TN
48	Jacob deGrom	SP	L	R	28	6-4	180	Deland, FL
66	Josh Edgin	RP	R	L	30	6-1	246	Lewiston, PA
27	Jeurys Familia	RP	R	R	27	6-3	242	Santo Domingo, Dominican Republic
64	Chris Flexen	RP	R	R	22	6-3	230	Newark, CA
36	Sean Gilmartin	RP	L	L	26	6-2	205	Thousand Oaks, CA
62	Erik Goeddel	RP	R	R	28	6-3	185	San Mateo, CA
65	Robert Gsellman	SP	R	R	23	6-4	200	Santa Monica, CA
33	Matt Harvey	SP	R	R	27	6-4	217	New London, CT
67	Seth Lugo	RP	R	R	27	6-4	205	Shreveport, LA
32	Steven Matz	SP	R	L	25	6-2	201	Stony Brook, NY
68	Marcos Molina	SP	R	R	22	6-3	188	Santiago, Dominican Republic
50	Rafael Montero	RP	R	R	26	6-0	200	Higuerito, Dominican Republic
43	Addison Reed	RP	L	R	28	6-4	230	Montclair, CA
47	Hansel Robles	RP	R	R	26	5-11	185	Bonao, Dominican Republic
59	Fernando Salas	RP	R	R	31	6-2	200	Huatabampo, Mexico
49	Josh Smoker	RP	L	L	28	6-2	195	Calhoun, GA
34	Noah Syndergaard	SP	L	R	24	6-6	242	Mansfield, TX
45	Zack Wheeler	SP	L	R	26	6-4	196	Smyrna, GA

New York Yankees Roster

Roster | Lineup | Salaries

PITCHERS

NO.	NAME	POS	BAT	THW	AGE	HT	WT	BIRTH PLACE
64	Johnny Barbato	RP	R	R	24	6-1	236	Miami, FL
68	Dellin Betances	RP	R	R	28	6-8	265	New York, NY
85	Luis Cessa	RP	R	R	24	6-0	204	Cordoba, Mexico
54	Aroldis Chapman	RP	L	L	29	6-4	212	Holguin, Cuba
29	Tyler Clippard	RP	R	R	32	6-3	200	Lexington, KY
91	Dietrich Enns	RP	L	L	25	6-1	207	Frankfort, IL
92	Giovanny Gallegos	RP	R	R	25	6-2	205	Obregon, Mexico
76	Domingo German	SP	R	R	24	6-2	175	San Pedro de Macoris, Dominican Republic
57	Chad Green	SP	L	R	25	6-3	210	Greenville, SC
61	Ben Heller	RP	R	R	25	6-3	205	Milwaukee, WI
96	Ronald Herrera	RP	R	R	21	5-11	193	Maracay, Venezuela
65	Jonathan Holder	RP	R	R	23	6-2	235	Gulfport, MS
39	Tommy Layne	RP	L	L	32	6-2	195	St. Louis, MO
55	Bryan Mitchell	SP	L	R	25	6-3	210	Reidsville, NC
35	Michael Pineda	SP	R	R	28	6-7	260	Yaguate, Dominican Republic
95	Yefrey Ramirez	RP	R	R	23	6-2	229	Santo Domingo, Dominican Republic
52	CC Sabathia	SP	L	L	36	6-6	300	Vallejo, CA
40	Luis Severino	RP	R	R	23	6-2	215	Sabana De La Mar, Dominican Republic
45	Chasen Shreve	RP	L	L	26	6-4	195	Las Vegas, NV
19	Masahiro Tanaka	SP	R	R	28	6-3	215	Itami, Japan
43	Adam Warren	RP	R	R	29	6-1	224	Birmingham, AL

Pittsburgh Pirates Roster

Roster | Lineup | Salaries

PITCHERS

NO.	NAME	POS	BAT	THW	AGE	HT	WT	BIRTH PLACE
59	Antonio Bastardo	RP	L	L	31	5-11	205	Hato Mayor, Dominican Republic
43	Steven Brault	SP	L	L	24	6-0	200	La Mesa, CA
45	Gerrit Cole	SP	R	R	26	6-4	220	Newport Beach, CA
24	Tyler Glasnow	SP	L	R	23	6-8	220	Newhall, CA
68	Clay Holmes	SP	R	R	23	6-5	230	Dothan, AL
41	Daniel Hudson	SP	R	R	29	6-3	230	Lynchburg, VA
48	Jared Hughes	RP	R	R	31	6-7	240	Stamford, CT
34	Drew Hutchison	SP	L	R	26	6-3	205	Lakeland, FL
49	Nick Kingham	SP	R	R	25	6-5	225	Houston, TX
39	Chad Kuhl	SP	R	R	24	6-3	220	Newark, DE
38	Wade LeBlanc	RP	L	L	32	6-3	210	Lake Charles, LA
35	Pat Light	RP	R	R	25	6-5	195	Colts Neck, NJ
66	Dovydas Neverauskas	RP	R	R	24	6-3	215	Vilnius, Lithuania
12	Juan Nicasio	RP	R	R	30	6-4	255	San Francisco de Macoris, Dominican Republic
46	Ivan Nova	SP	R	R	30	6-5	240	Palenque, Dominican Republic
73	Felipe Rivero	RP	L	L	25	6-2	210	Yaracuy, Venezuela
31	A.J. Schugel	RP	R	R	27	6-0	200	Winter Haven, FL
50	Jameson Taillon	SP	R	R	25	6-5	220	Lakeland, FL
44	Tony Watson	RP	L	L	31	6-4	225	Sioux City, IA
51	Tyler Webb	RP	R	L	26	6-5	230	Nassawadox, VA
57	Trevor Williams	RP	R	R	24	6-3	230	San Diego, CA

St. Louis Cardinals Roster

Roster | Lineup | Salaries

PITCHERS

NO.	NAME	POS	BAT	THW	AGE	HT	WT	BIRTH PLACE
67	Matt Bowman	RP	R	R	25	6-0	165	Chevy Chase, MD
30	Jonathan Broxton	RP	R	R	32	6-4	305	Augusta, GA
21	Brett Cecil	RP	R	L	30	6-3	235	Annapolis, MD
29	Zach Duke	RP	L	L	33	6-2	210	Clifton, TX
53	John Gant	RP	R	R	24	6-3	200	Savannah, GA
56	Marco Gonzales	SP	L	L	25	6-1	195	Fort Collins, CO
8	Mike Leake	SP	R	R	29	5-10	190	San Diego, CA
31	Lance Lynn	SP	R	R	29	6-5	269	Indianapolis, IN
70	Tyler Lyons	RP	L	L	29	6-4	200	Lubbock, TX
18	Carlos Martinez	SP	R	R	25	6-0	191	Puerto Plata, Dominican Republic
59	Mike Mayers	RP	R	R	25	6-3	200	Grove City, OH
26	Seung-Hwan Oh	RP	R	R	34	5-10	202	Jeong-Eub Si, South Korea
61	Alex Reyes	RP	R	R	22	6-3	245	Elizabeth, NJ
44	Trevor Rosenthal	RP	R	R	26	6-2	223	Lee's Summit, MO
46	Kevin Siegrist	RP	L	L	27	6-5	223	Buffalo, NY
63	Miguel Socolovich	RP	R	R	30	6-1	205	Caracas, Venezuela
64	Sam Tuivailala	RP	R	R	24	6-3	225	San Mateo, CA
52	Michael Wacha	SP	R	R	25	6-6	215	Iowa City, IA
50	Adam Wainwright	SP	R	R	35	6-7	239	Brunswick, GA
62	Luke Weaver	SP	R	R	23	6-2	170	DeLand, FL
72	Rowan Wick	RP	L	R	24	6-3	220	North Vancouver, BC